



Band Virtual Learning

6th Grade Brass

May 6th, 2020




6th Grade Brass
Lesson: May 6th 2020

Objective/Learning Target:
Students will be able to identify generic intervals.

Generic Intervals: 1st

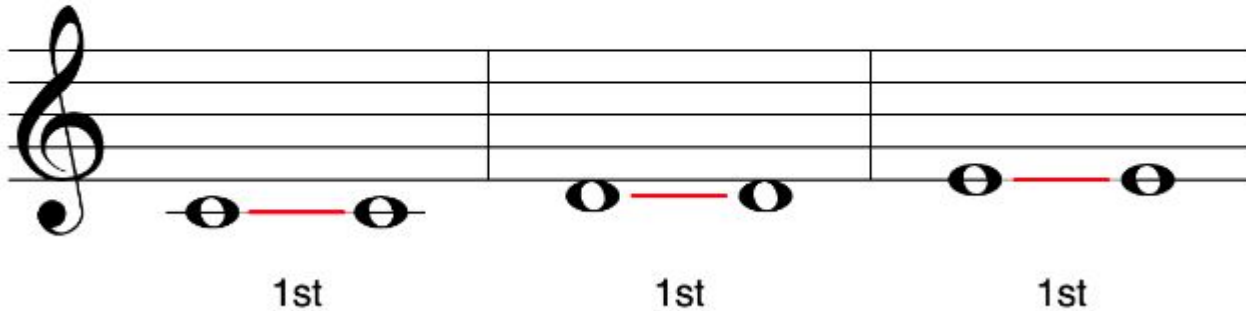
- An **interval** measures the distance between two notes.
 - We will first discuss **generic intervals**, which are measured on the staff.
-
- When two notes occupy the same line or space, they are a **first** (or a **prime**) apart.
 - C to C is an example of a first.



1st

Generic Intervals: 1st

- D to D and E to E are also firsts.



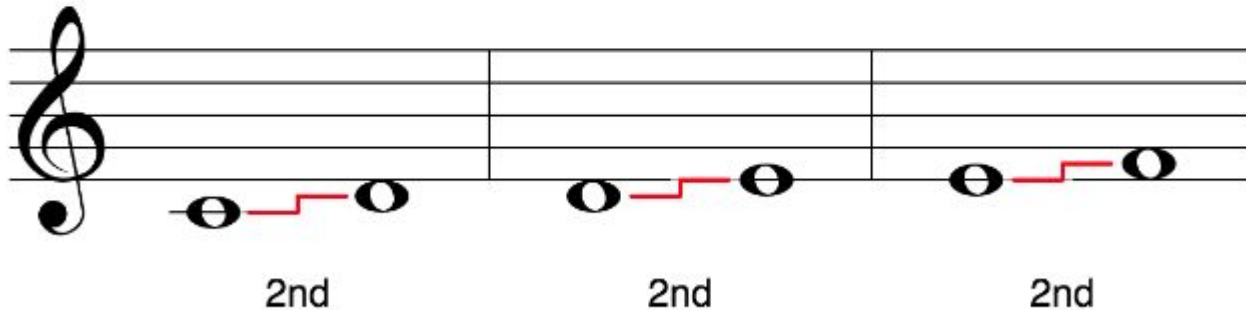
Generic Intervals: 1st

- Accidentals are ignored when measuring generic intervals, only staff position matters.
- C-C#, D-Db, and A#-Ab are still firsts.

A musical staff in treble clef illustrating three examples of first intervals. The first example shows a C note on the first line and a C# note on the first space, with a red line between them and the label "1st" below. The second example shows a D note on the second line and a Db note on the second space, with a red line between them and the label "1st" below. The third example shows an A# note on the second space and an Ab note on the second line, with a red line between them and the label "1st" below.

Generic Intervals: 2nd

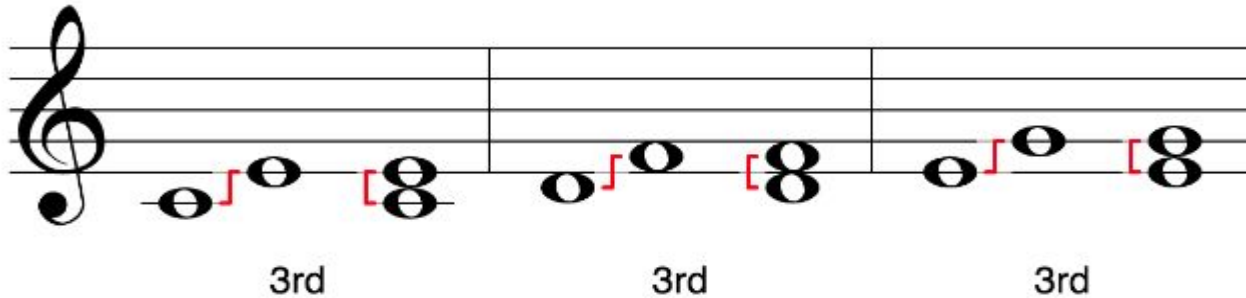
- As the notes become further apart on the staff, the interval type increases.
- C–D, D–E, and E–F are all **seconds**.



Notice, each interval is the next line or space above the first note. C is on the line below the staff and D is the space right above it. D is in the space right below the staff and E is the next line above it. Etc.

Generic Intervals: 3rd

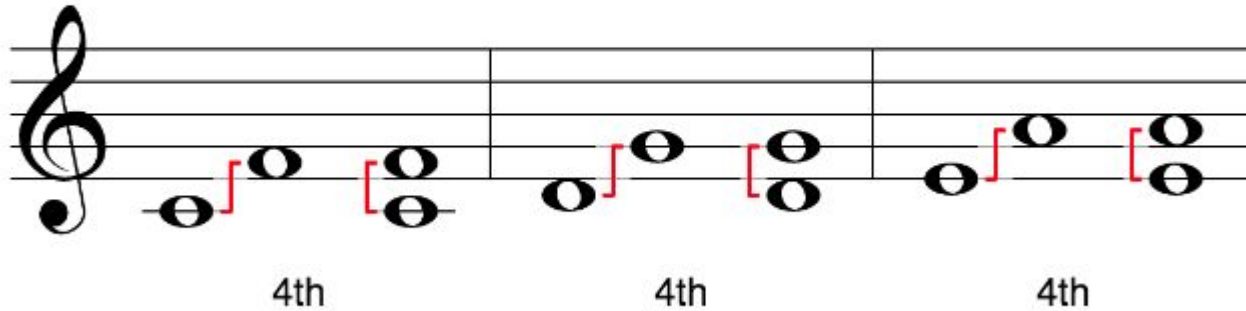
- C–E, D–F, and E–G are all **thirds**.



- Notice that thirds will always share the same staff position type — either both on a line or both on a space.

Generic Intervals: 4th

- C-F, D-G, and E-A are all **fourths**.

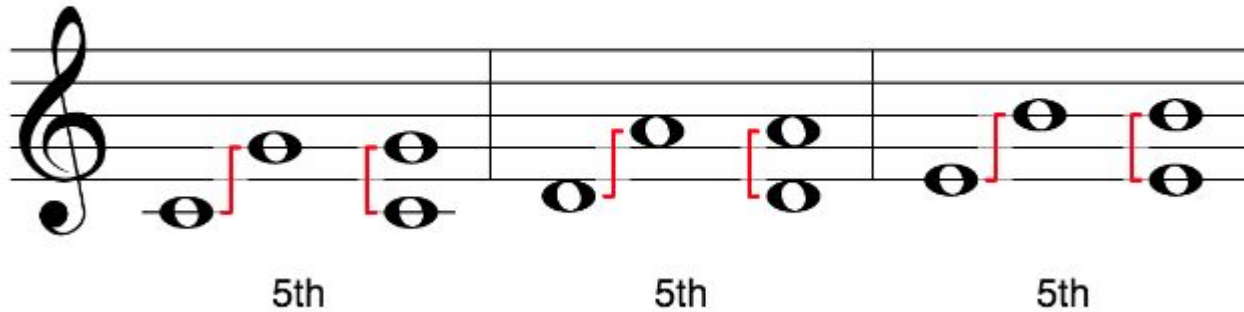


If you count from the starting note up, you will count to 4 for a fourth interval. Example: Starting on C (the first picture) C=1 D=2 E=3 F=4.

This will be true for every interval.

Generic Intervals: 5th

- C-G, D-A, and E-B are all **fifths**.



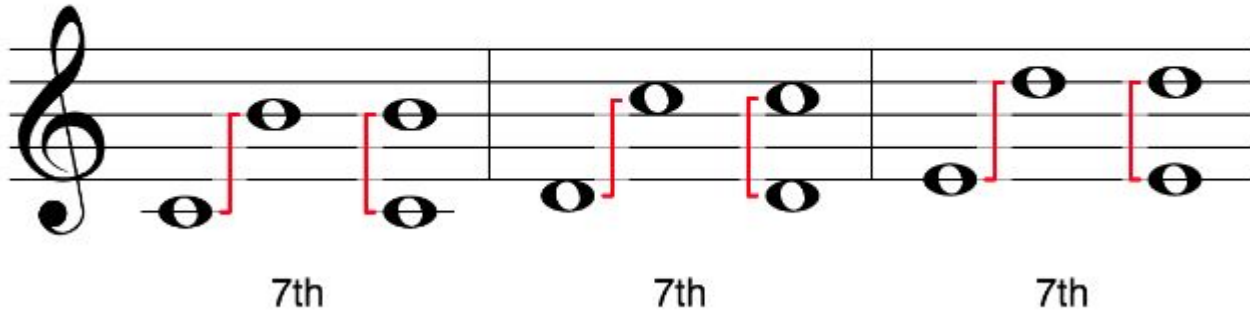
Generic Intervals: 6th

- C-A, D-B, and E-C are all **sixths**.

The image shows a treble clef staff with three measures, each illustrating a sixth interval. In the first measure, a C note is on the bottom line (C4) and an A note is on the second space (A4). In the second measure, a D note is on the first space (D4) and a B note is on the second space (B4). In the third measure, an E note is on the first space (E4) and a C note is on the second space (C5). Red brackets in each measure connect the two notes, and the label "6th" is centered below each measure.

Generic Intervals: 7th

- C-B, D-C, and E-D are all **sevenths**.



Generic Intervals: 8th

- C-C, D-D, and E-E are all **eighths**.

The image shows a treble clef staff with three measures. Each measure contains two notes connected by a red bracket, with the label '8th' centered below the bracket. The first measure shows a C4 (middle C) on the first line and a C5 (C one octave higher) on the second line. The second measure shows a D4 on the first space and a D5 on the second space. The third measure shows an E4 on the first space and an E5 on the second space. This illustrates that the interval between a note and its octave is an 8th.

Generic Intervals: All

- Use this chart to reference generic intervals.

A musical staff in treble clef showing generic intervals from 1st to 8th. The intervals are represented by pairs of notes on the staff, with the lower note on a line and the upper note on a space. The intervals are: 1st (two notes on the same line), 2nd (one note on a line, one on the next space), 3rd (one note on a line, one on the next line), 4th (one note on a line, one on the next space), 5th (one note on a line, one on the next line), 6th (one note on a line, one on the next space), 7th (one note on a line, one on the next line), and 8th (one note on a line, one on the next space).

Interval	Notes
1st	G4, G4
2nd	G4, A4
3rd	G4, B4
4th	G4, C5
5th	G4, D5
6th	G4, E5
7th	G4, F#5
8th	G4, G5



Practice:

Now it's time to practice!

[Click here for generic interval practice.](#)